LPH822 Series

Nonincendive, CSA North America Class 1, Division 2, IECEx/ATEX Zone 2 Approved Loop Power Sensor, 4-20 mA Output Proportional to Vibration in Velocity, Top Exit 2 Pin Connector

ASSET MONITORING PRODUCTS



Regulatory Information

CSA 221421
CSA 25CA80263368X
CLI, DIV 2, GRP A, B, C and D T3/T4
CLII, DIV 1, GRP E, F and G T135°C
CLIII
Ex ec IIC T* Gc
Ex tc IIIC T135°C Dc
CLI, ZN 2, AEx ec IIC T* Gc
ZN 22, AEx tc IIIB T135°C Dc
*Temperature Class depends on the ambient temperature
T4, T135°C for ambient temperature range of -40°C to +80°C
T3 for ambient temperature range of -40°C to +121°C
Vmax = 28VDC Imax = 10mA

CSACa 24ATEX1004X
IECEx CSA 240015X
Ex ec IIC T* °C Gc
Ex tc IIIC T135 °C Dc
T4, T135°C for ambient range of -40 °C to +80 °C
T3 for ambient range of -40 °C to +121 °C
*Temperature Class depends on the ambient temperature
V = 28VDC I = 10mA

Approved Cabling: CB102, CB103*, CB111, CB190*, CB193*, CB296 (*Approved for Use in T4 Applications Only)

LPH822-XXX-1A

2 Pin Connector

Connector Pin	Polarity
A	(+) Loop Power
B	(-) Loop Power Return

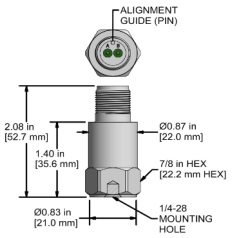

Built To Order

LPH822-XXX-2A

CB190 Integral Cable

Conductor	Polarity
Red	(+) Loop Power
Black	(-) Loop Power Return
Shield	Cable Drain Wire

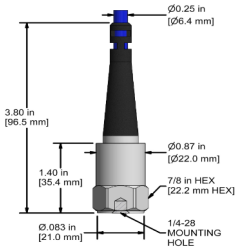

Built To Order

LPH822-XXX-3A

CB296 Armored Integral Cable

Conductor	Polarity
Red	(+) Loop Power
Black	(-) Loop Power Return
Shield	Cable Drain Wire

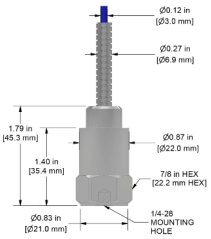

Built To Order

Specifications	Standard	Metric
Part Number	LPH822	M/ or M8/LPH822
Tolerance: 4 mA	(± 10%)	
Tolerance: 20 mA	(± 10%)	
Electrical		
Settling Time	<30 Seconds	
Voltage Source	12 - 28 VDC	
Case Isolation	>10^8 ohm	
Environmental		
Operating Temperature Range	-40 to 257 °F	-40 to 125 °C
Electromagnetic Sensitivity	CE	
Sealing	Welded, Hermetic	
Submersible Depth	200 ft.	60 m

Specifications	Standard	Metric
Physical		
Sensing Element	PZT Ceramic	
Sensing Structure	Shear Mode	
Weight	2.9 oz	82 grams
Case Material	316L Stainless Steel	
Mounting Thread	1/4-28 Blind Tapped Hole	
Connector (Non-Integral)	2 Pin MIL-C-5015	
Mounting Torque	2 to 5 ft. lbs.	2,7 to 6,8 Nm
Mounting Hardware Supplied	1/4-28 Stud	M6x1 or M8x1.25 Adapter Stud
Calibration Certificate	Current Output @ 100 Hz	

Ordering Information

□□/LPH822 – □ □ □ – □□ / □□□ / □□□

Stud Type
Blank = ¼-28
M = M6x1
M8 = M8x1.25

Measurement Range
0 = 0-0.4 IPS (0-10 mm/sec)
1 = 0-0.5 IPS (0-12.7 mm/sec)
2 = 0-0.8 IPS (0-20 mm/sec)
3 = 0-1.0 IPS (0-25.4 mm/sec)
4 = 0-2.0 IPS (0-50.8 mm/sec)
6 = 0-5.0 IPS (0-127 mm/sec)

Type
P = Peak
R = RMS

Frequency Range ±3dB
1 = 600-60000 CPM (10-1000 Hz)
2 = 120-150000 CPM (2-2500 Hz)
3 = 120-60000 CPM (2-1000 Hz)
4 = 120-300000 CPM (2-5000 Hz)
5 = 120-600000 CPM (2-10000 Hz)

Style
1A = 2 Pin MIL C-5015
2A = Integral Cable
3A = Armor Jacket

Integral Options

Armor Length (Integral)
010 = 10 ft/3 m
020 = 20 ft/6 m
030 = 30 ft/9 m
050 = 50 ft/15 m
100 = 100 ft/30 m

Cable Length (Integral)
010 = 10 ft/3 m
020 = 20 ft/6 m
030 = 30 ft/9 m
050 = 50 ft/15 m
100 = 100 ft/30 m

*Custom Lengths Available Upon Request